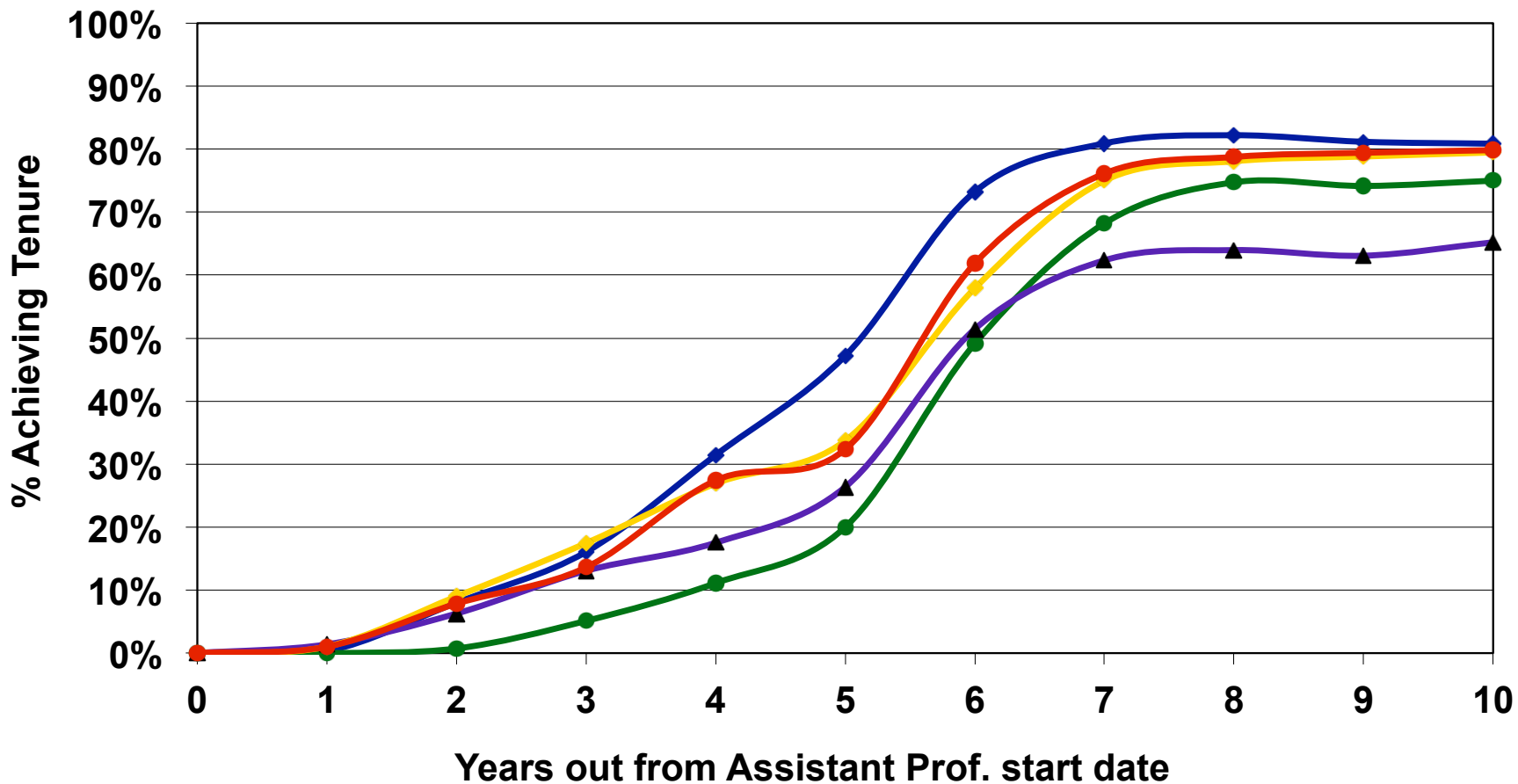


UCB Faculty Advancement Slides, 1985-2011 by Discipline

**Prepared by Marc Goulden
Office for Faculty Equity and Welfare**

Achieving Tenure at UC Berkeley by Broad Disciplinary Groups

(Includes All Current and Former* UCB Faculty with Assistant Start Dates 1985-2011)



Source: UCB Faculty Personnel Records, 1985-2012

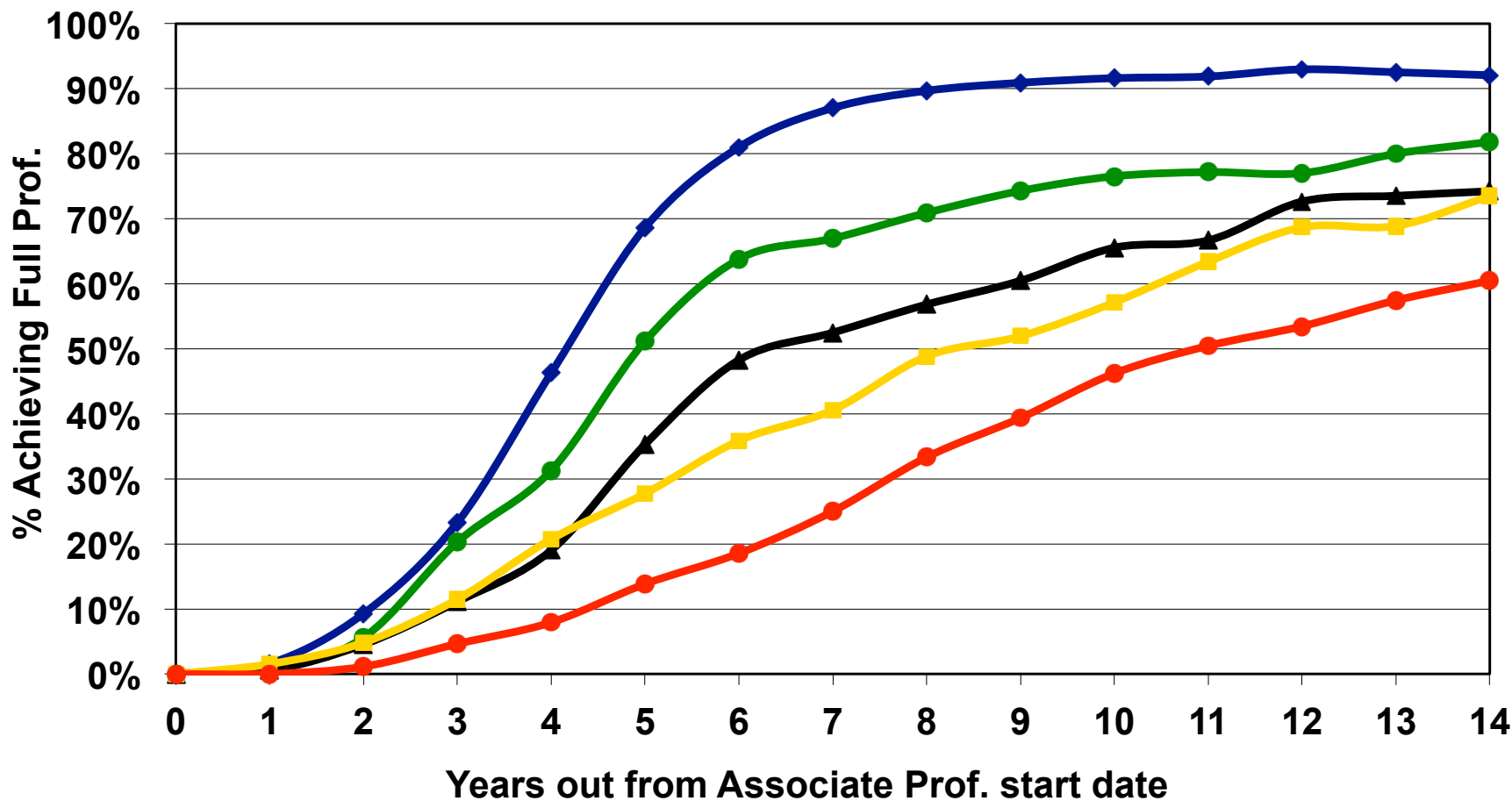
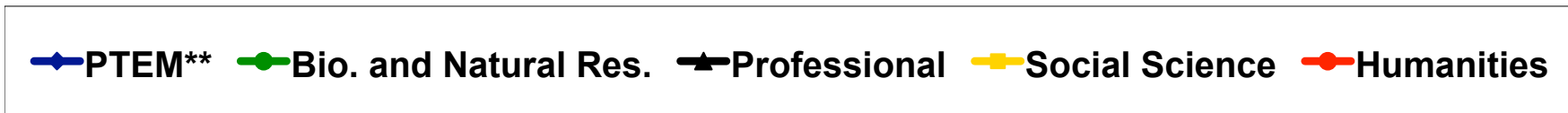
*Former UCB faculty age 66+ are excluded.

**Includes Phys. Sciences, Tech., Eng. & Math.

Total N=PTEM, 321 to 230; Bio. & Nat. R., 141 to 84; Profess., 216 to 138; Social Sc., 195 to 117; Human., 197 to 129.

Achieving Full Professor at UC Berkeley by Broad Disciplinary Groups

(Includes All Current and Former* UCB Faculty with Associate Start Dates 1985-2011)



Source: UCB Faculty Personnel Records, 1985-2012

*Former UCB faculty age 66+ are excluded.

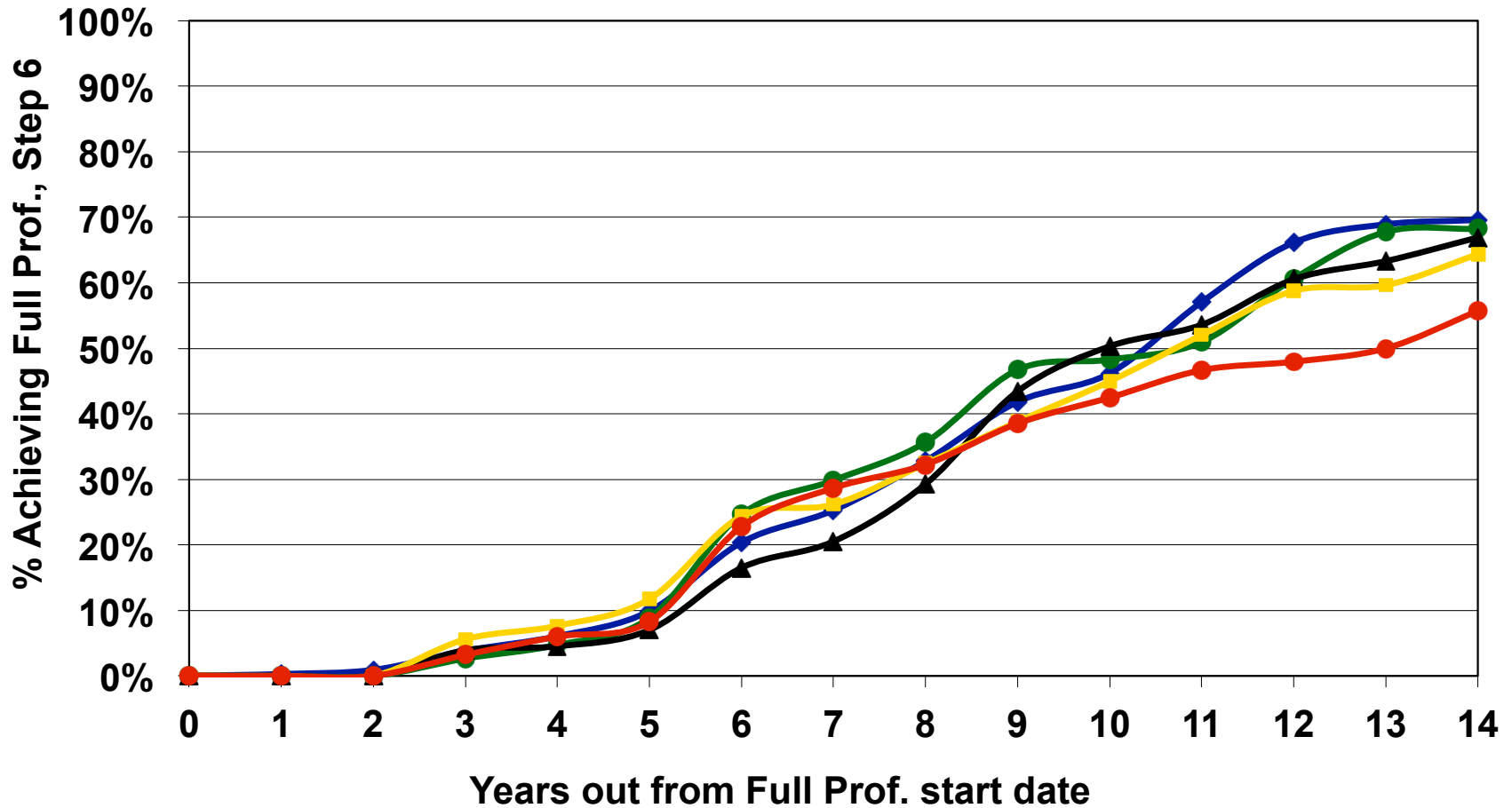
**Includes Phys. Sciences, Tech., Eng. & Math.

Total N=PTEM, 314 to 164; Bio. & Nat. R., 152 to 77; Profess., 189 to 97; Social Sc., 198 to 83; Human., 188 to 86.

Achieving Full Prof Step 6 at UC Berkeley by Broad Disciplinary Groups

(Includes All Current and Former* UCB Faculty with Full Prof. (<Step 6) Start Dates 1985-2011)

◆ PTEM** ● Bio. and Natural Res. ▲ Professional ◆ Social Science ● Humanities



Source: UCB Faculty Personnel Records, 1985-2012

*Former UCB faculty age 66+ are excluded.

**Includes Phys. Sciences, Tech., Eng. & Math.

Total N=PTEM, 341 to 171; Bio. & Nat. R., 156 to 85; Profess., 250 to 133; Social Sc., 197 to 101; Human., 165 to 79.