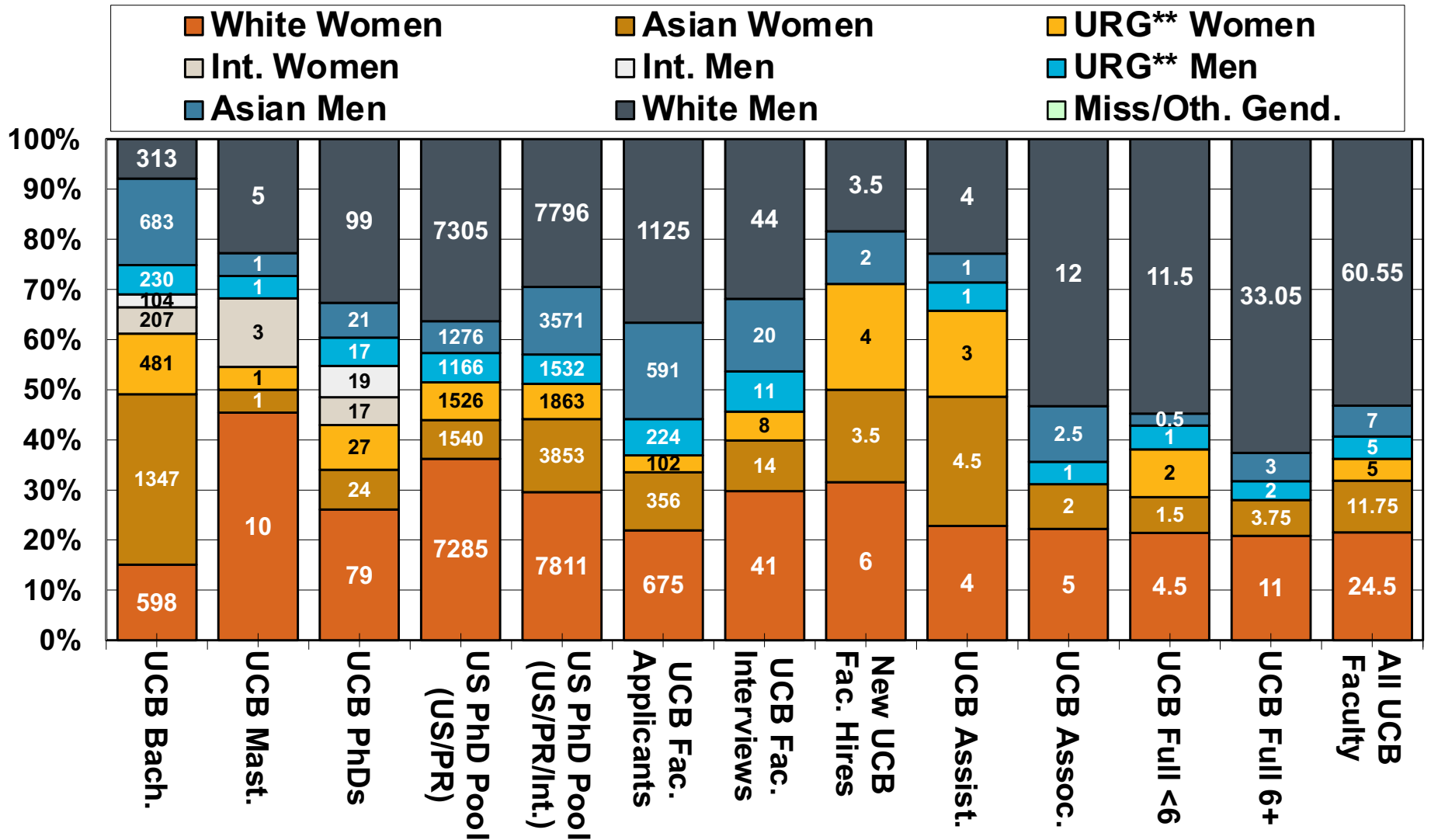


UCB L&S Div. of Biological Sciences

Equity Benchmarks

**Prepared by Office for Faculty Equity & Welfare
September 2024**

UCB L&S Div. of Biological Sciences, Diversity Pipeline*, April 2024



Sources: UCB Degree File, AY 2019-20--2023-24; Survey of Earned Doctorates, 2016-2020; Faculty Applicant System, 2015-16--2023-24; Faculty Personnel Records, AY2019-20--AY2023-24 (Spring). Faculty FTE data as of 4/30/2024.

*All data (degrees, pool, & faculty FTE) are cut to decadal level. UCB degree data does not supply race/ethn. for Int. students. Unknown gender/race/ethn. are excluded from pool/applicant analysis. Includes multiple appointments and part-time faculty.
 **URG=African Am./African/Black, Native American, & Hispanic.

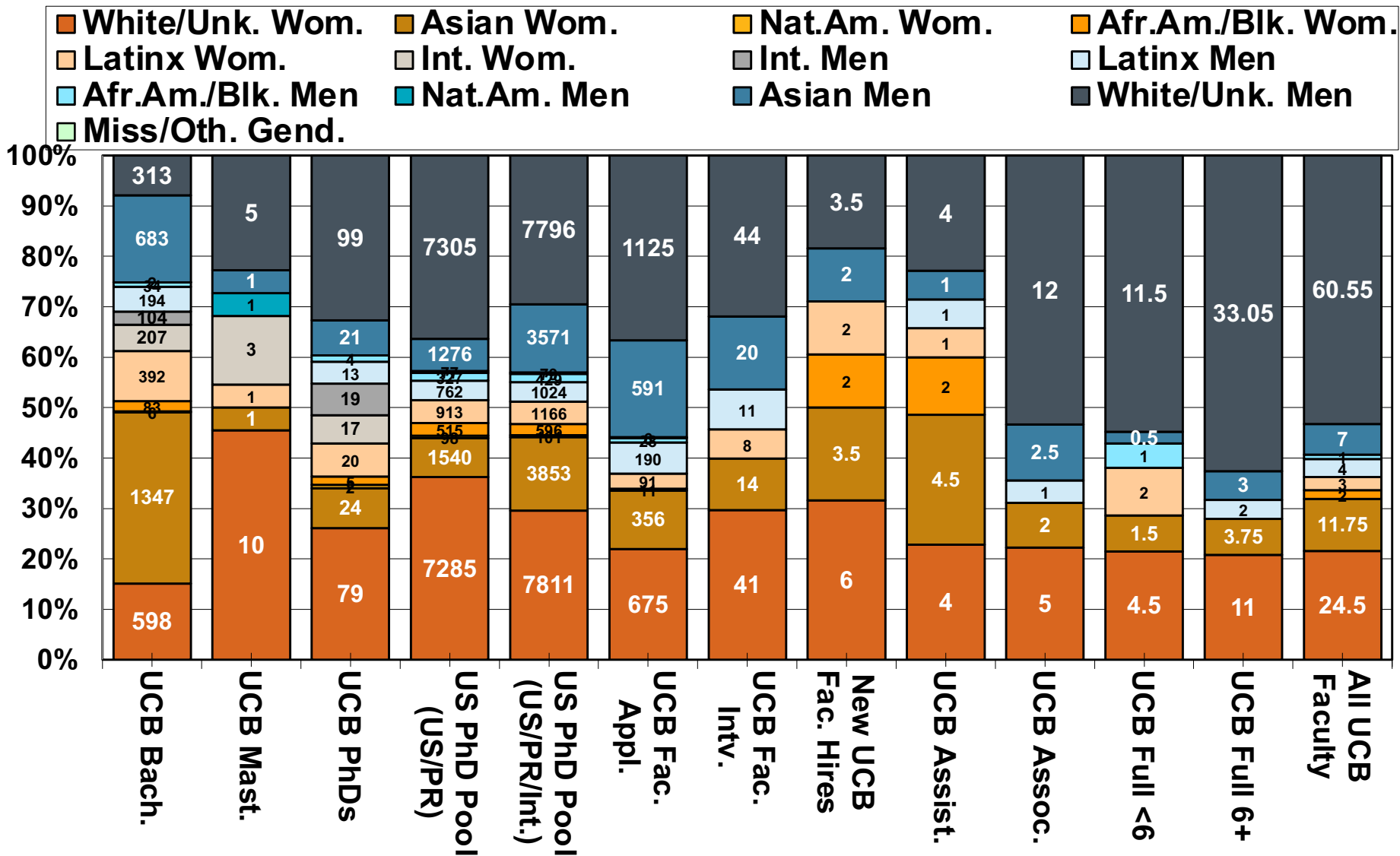
UCB Faculty L&S Div. of Biological Sciences*, Spring 2005-2024



Sources: UCB Faculty Personnel Records, Spring 2005-2024.
Faculty FTE data as of 4/30/2024.

*Includes multiple appointment & part-time faculty.
**URG=African American, Native American, & Hispanic.

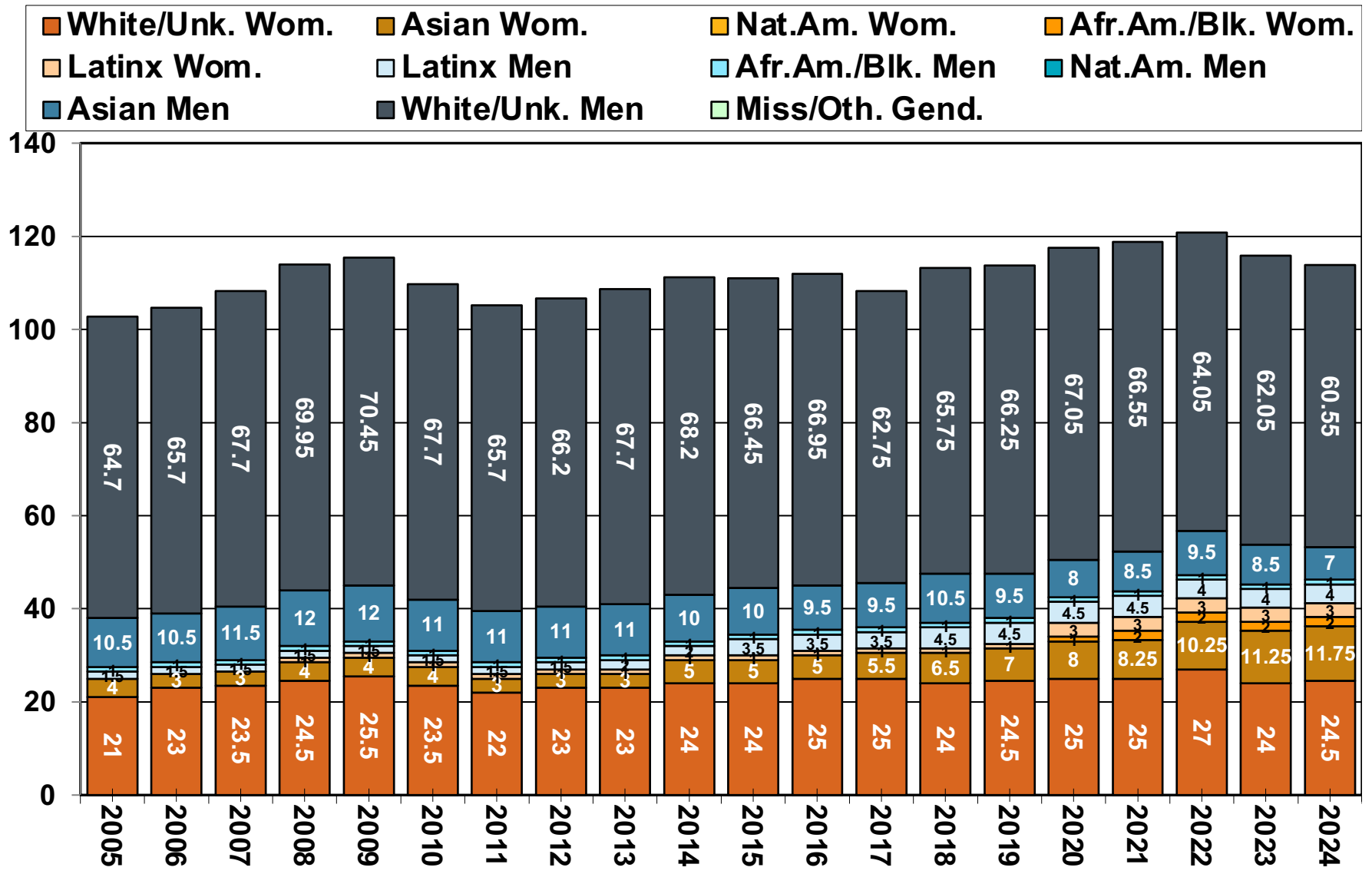
UCB L&S Div. of Biological Sciences, Diversity Pipeline*, April 2024



Sources: UCB Degree File, AY 2019-20--2023-24; Survey of Earned Doctorates, 2016-2020; Faculty Applicant System, 2015-16--2023-24; Faculty Personnel Records, AY2019-20--AY2023-24 (Spring). Faculty FTE data as of 4/30/2024.

*All data (degrees, pool, & faculty FTE) are cut to decadal level. UCB degree data does not supply race/ethn. for Int. students. Unknown gender/race/ethn. are excluded from pool/applicant analysis. Includes multiple appointments and part-time faculty. For multi-ethnic faculty, the primary ethnicity is used.

UCB Faculty L&S Div. of Biological Sciences*, Spring 2005-2024



Sources: UCB Faculty Personnel Records, Spring 2005-2024.
Faculty FTE data as of 4/30/2024.

*Includes multiple appointment & part-time faculty. For multi-ethnic faculty, the primary ethnicity is used.